

Scaled data based on original data using  
LM-79-08 Approved Method: Electrical and Photometric Measurements of Solid-  
State Lighting Products

Test Report Prepared for  
Cooper Lighting Solutions  
(formerly Eaton)

Brand: STREETWORKS

Report Number: P451471

Luminaire Tested: **GLAN-SA2B-760-U-RW**

Issue Date: 1/4/2021

**Test Information**

Test Method: LM-79-08  
Report Number: P451471  
TEST IS SCALED FROM IESNA LM-79-08 TEST DATA (G3-2011-042-4)  
Test Lab: INNOVATION CENTER  
Issue Date: 1/4/2021  
Manufacturer: COOPER LIGHTING SOLUTIONS (FORMERLY EATON)  
Product Line: STREETWORKS  
Catalog Number: GLAN-SA2B-760-U-RW  
Description: GALLEON AREA AND ROADWAY LUMINAIRE  
(2) 70 CRI, 5700K, 800mA LIGHTSQUARES WITH 16 LEDS EACH AND RECTANGULAR WIDE OPTICS  
Light Source: -  
Ballast/Driver: ELECTRONIC DRIVER

**Summary**

Lumens per Lamp: N/A  
Luminaire Lumens: 11806 lumens  
Efficiency: N/A  
Efficacy: 144.0 lumens/watt  
Luminous Opening: Rectangular (W 0.5' x L: 1' x H: 0')  
IES Classification: Type III - Short  
BUG Rating: B3 - U0 - G3

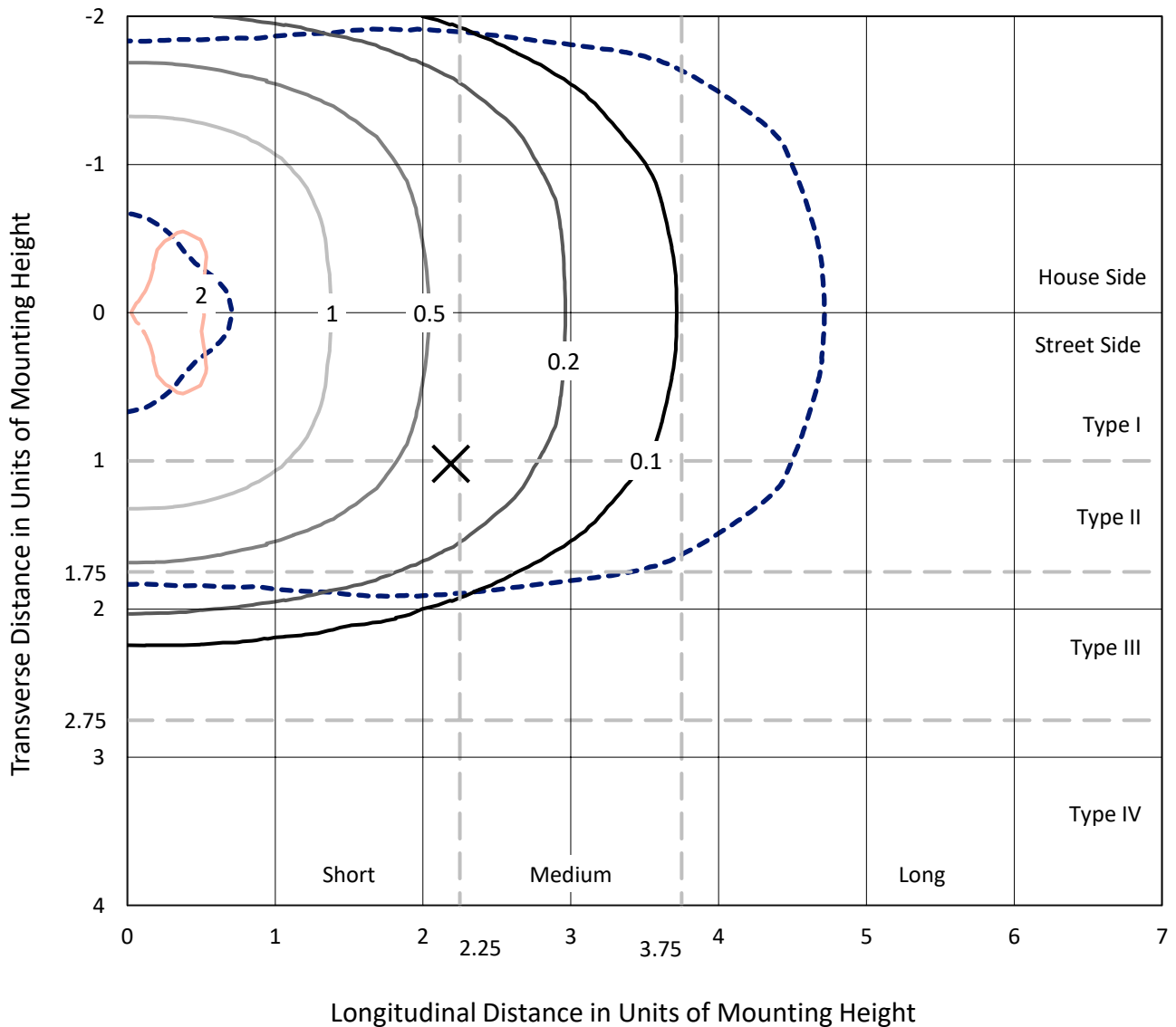
Input Watts (W): 82  
Input Voltage (V): NR  
Input Current (A<sub>in</sub>): NR  
Voltage Rise (V): NR  
Power Factor: NR  
Total Harmonic Distortion (THDi): NR  
Frequency (hertz): 60  
Stabilization Time: NR  
Operation Time: NR  
Ambient Temperature (°C): NR  
Test Distance: 24 FT



REPORT NUMBER: P451471  
 CATALOG NUMBER: GLAN-SA2B-760-U-RW

### Iso-Footcandle Lines of Horizontal Illumination

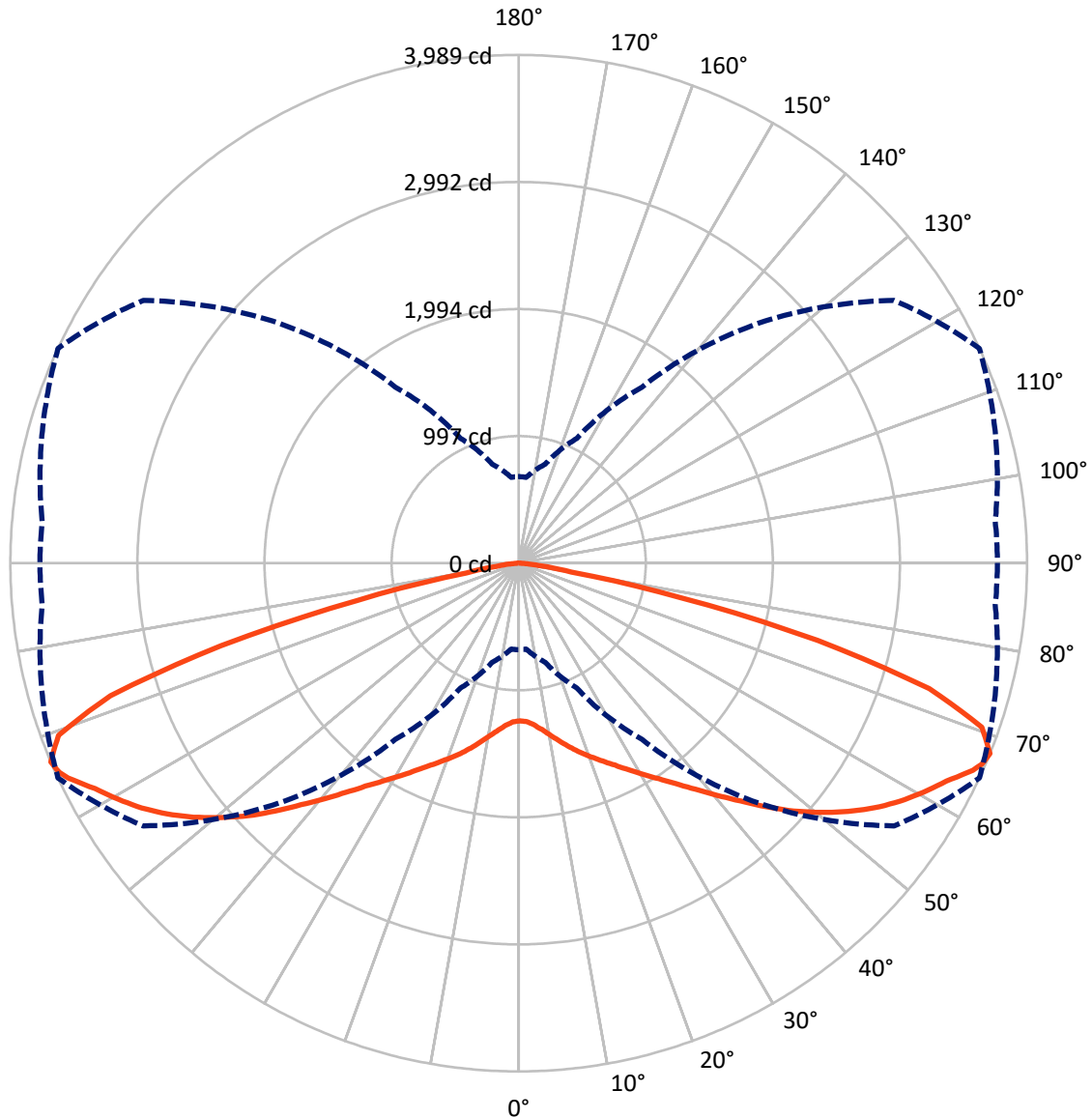
× Max cd  
 - - - 1/2 Max cd



Based on 25 foot mounting height. Maximum calculated value = 2.3 fc  
 Type III - Short - N/A

REPORT NUMBER: P451471  
CATALOG NUMBER: GLAN-SA2B-760-U-RW

### Luminous Intensity Polar Plot



— Vertical Plane Through 65-Deg Lateral    - - - Horizontal Cone Through 67.5-Deg Vertical

REPORT NUMBER: P451471

CATALOG NUMBER: GLAN-SA2B-760-U-RW

**FLUX DISTRIBUTION:**

		Downward	Upward	Total
<b>House Side</b>	Lumens	5903.0	0.0	5903.0
	% Fixture	50.0	0.0	50.0
<b>Street Side</b>	Lumens	5903.0	0.0	5903.0
	% Fixture	50.0	0.0	50.0
<b>Total</b>	Lumens	11806.0	0.0	11806.0
	% Fixture	100.0	0.0	100.0

**Coefficient of Utilization**

**ZONAL LUMENS:**

Zone	Lumens	% Fixture
0°-10°	122.0	1.0
10°-20°	408.2	3.5
20°-30°	798.4	6.8
30°-40°	1358.1	11.5
40°-50°	2149.4	18.2
50°-60°	2850.0	24.1
60°-70°	2688.5	22.8
70°-80°	1329.0	11.3
80°-90°	102.4	0.9
90°-100°	0.0	0.0
100°-110°	0.0	0.0
110°-120°	0.0	0.0
120°-130°	0.0	0.0
130°-140°	0.0	0.0
140°-150°	0.0	0.0
150°-160°	0.0	0.0
160°-170°	0.0	0.0
170°-180°	0.0	0.0
0°-90°	11806.0	100.0
0°-180°	11806.0	100.0



REPORT NUMBER: P451471

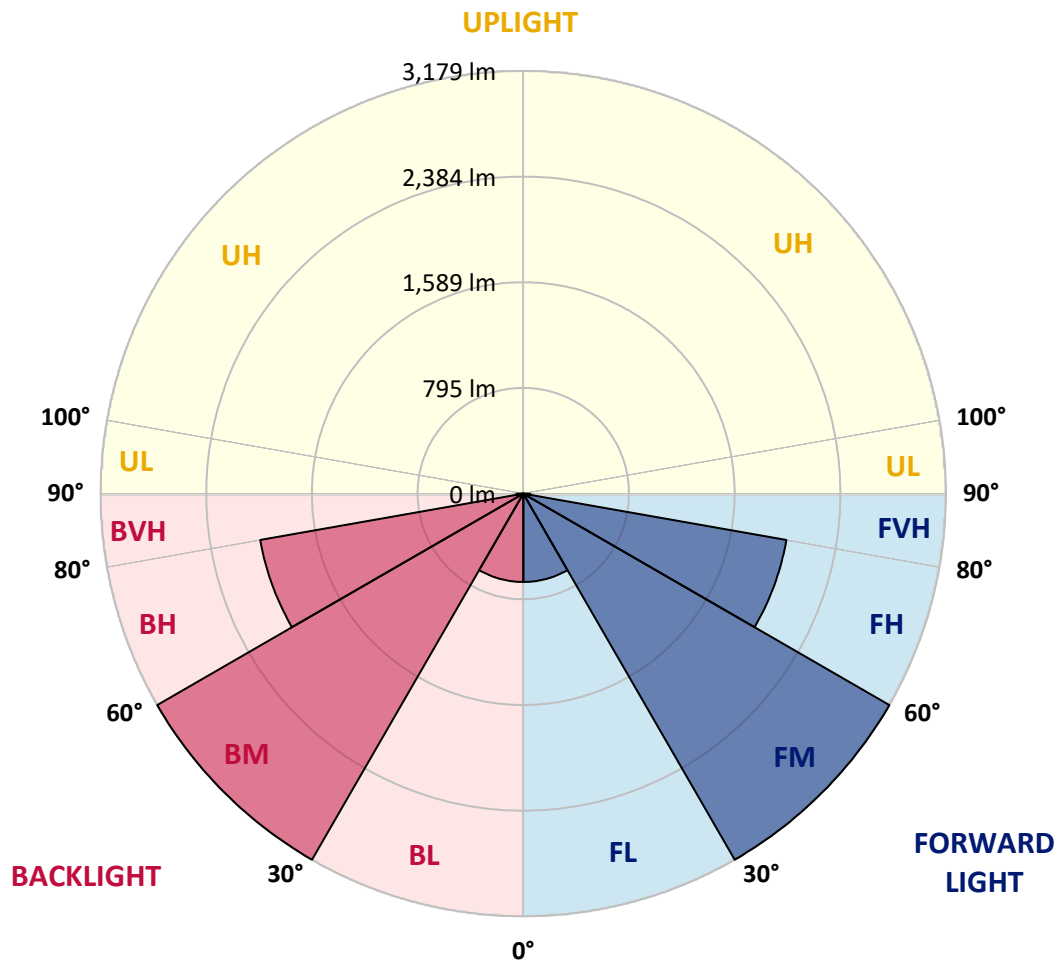
CATALOG NUMBER: GLAN-SA2B-760-U-RW

**LUMINAIRE CLASSIFICATION SYSTEM LUMEN TABLE AND BUG RATING:**

Zone		Lumens	% Fixture	Zone Rating/Lumen Limit		
				B	U	G
FL	(0°-30°)	664.3	5.6			
FM	(30°-60°)	3178.7	26.9			
FH	(60°-80°)	2008.8	17.0			G2/5000
FVH	(80°-90°)	51.2	0.4			G1/100
BL	(0°-30°)	664.3	5.6	B2/1000		
BM	(30°-60°)	3178.7	26.9	B3/5000		
BH	(60°-80°)	2008.8	17.0	B3/2500		G3/2500
BVH	(80°-90°)	51.2	0.4			G1/100
UL	(90°-100°)	0.0	0.0		U0/0	
UH	(100°-180°)	0.0	0.0		U0/0	

**BUG Rating: B3-U0-G3**

Type III Short





REPORT NUMBER: P451471

CATALOG NUMBER: GLAN-SA2B-760-U-RW

**CANDELA DISTRIBUTION (FULL):**

	0°	5°	15°	25°	35°	45°	55°	65°	75°	85°	90°
0°	1236.6	1236.6	1236.6	1236.6	1236.6	1236.6	1236.6	1236.6	1236.6	1236.6	1236.6
2.5°	1230.2	1231.5	1232.8	1234.7	1237.2	1241.0	1243.5	1245.4	1250.5	1251.1	1250.5
5°	1225.8	1227.1	1230.2	1235.9	1244.2	1255.5	1264.4	1275.2	1283.4	1289.1	1287.8
7.5°	1225.2	1227.7	1232.8	1244.8	1260.6	1280.2	1300.5	1318.8	1334.6	1347.3	1345.4
10°	1235.3	1238.5	1246.7	1264.4	1289.1	1317.5	1346.0	1373.2	1396.0	1412.4	1418.1
12.5°	1252.4	1254.9	1270.1	1296.7	1332.1	1367.5	1399.8	1433.3	1464.9	1492.7	1492.7
15°	1282.1	1286.5	1305.5	1344.1	1387.7	1428.9	1461.8	1497.2	1531.3	1563.0	1572.4
17.5°	1323.2	1329.6	1358.0	1407.4	1463.0	1501.0	1532.0	1561.1	1590.8	1621.1	1625.6
20°	1379.5	1385.8	1423.8	1483.3	1549.0	1594.6	1615.5	1622.4	1637.0	1666.1	1669.8
22.5°	1456.1	1462.4	1504.8	1571.8	1645.2	1694.5	1703.4	1686.9	1683.1	1705.9	1708.4
25°	1542.7	1548.4	1597.1	1669.2	1745.1	1798.9	1796.4	1755.9	1733.1	1747.0	1750.8
27.5°	1640.1	1648.3	1697.7	1772.3	1854.5	1902.0	1894.4	1835.6	1786.9	1784.3	1785.6
30°	1764.7	1773.6	1820.4	1891.9	1972.8	2016.5	2000.7	1921.6	1846.3	1821.0	1821.0
32.5°	1896.3	1918.4	1965.9	2040.5	2103.8	2135.4	2111.3	2016.5	1916.5	1881.1	1879.2
35°	2067.7	2079.7	2126.5	2199.3	2246.7	2271.4	2225.2	2123.4	2008.2	1966.5	1960.8
37.5°	2235.3	2245.4	2299.8	2369.4	2427.0	2425.7	2363.1	2250.5	2122.1	2075.3	2071.5
40°	2406.7	2417.5	2479.5	2543.4	2600.9	2595.9	2520.0	2394.1	2257.5	2205.0	2215.1
42.5°	2555.4	2567.4	2637.6	2728.7	2780.6	2779.3	2691.4	2549.7	2407.4	2360.6	2369.4
45°	2690.7	2701.5	2783.1	2887.4	2963.4	2972.8	2876.7	2726.8	2580.7	2520.6	2523.1
47.5°	2786.2	2806.5	2891.9	3011.4	3114.5	3148.0	3053.8	2907.1	2738.8	2676.2	2680.0
50°	2859.0	2871.6	2964.6	3100.6	3230.9	3300.5	3224.6	3074.0	2896.9	2830.5	2839.4
52.5°	2867.8	2883.0	2984.2	3141.1	3308.1	3413.7	3376.4	3237.2	3058.2	2989.9	3008.9
55°	2795.7	2804.6	2925.4	3115.8	3338.4	3497.8	3507.3	3389.0	3211.9	3160.1	3172.7
57.5°	2590.2	2612.9	2766.0	2997.5	3296.7	3542.7	3605.4	3526.9	3367.5	3316.3	3336.5
60°	2253.0	2275.8	2429.5	2723.0	3139.2	3521.9	3686.3	3649.0	3508.6	3467.5	3478.2
62.5°	1765.4	1763.5	1953.9	2313.8	2826.1	3419.4	3746.4	3766.6	3647.7	3595.9	3612.3
65°	1144.2	1149.9	1334.0	1721.7	2353.6	3158.8	3759.7	3916.6	3784.4	3705.9	3717.9
66°	920.3	937.4	1093.6	1451.0	2112.6	2988.0	3719.8	3960.8	3826.1	3731.2	3736.9
67.5°	679.3	676.2	804.6	1080.3	1686.9	2663.5	3595.2	3988.7	3873.5	3754.0	3756.5
70°	387.7	387.1	432.6	593.3	991.8	1875.4	3030.4	3855.2	3969.7	3836.2	3829.3
72.5°	283.4	281.5	287.8	327.6	483.9	946.9	2090.5	3369.4	3920.4	3822.9	3803.3
75°	237.8	236.6	235.3	240.4	271.4	428.8	1109.4	2423.8	3401.7	3588.3	3568.0
77.5°	194.2	194.2	194.8	193.6	194.8	225.8	459.8	1299.2	2071.5	2312.5	2368.8
80°	151.8	151.2	161.9	157.5	147.4	144.8	203.7	418.1	687.5	683.8	564.2
82.5°	112.0	104.4	123.3	120.2	108.8	92.3	118.9	178.4	229.6	149.3	110.7
85°	70.8	70.2	87.3	79.7	66.4	43.6	56.9	76.5	94.9	57.6	46.8
87.5°	12.7	12.0	27.8	20.2	20.2	12.7	15.8	20.9	31.0	21.5	15.8
90°	0.0	0.0	0.0	0.0	0.0	0.0	0.0	0.0	0.0	0.0	0.0

(END OF REPORT)